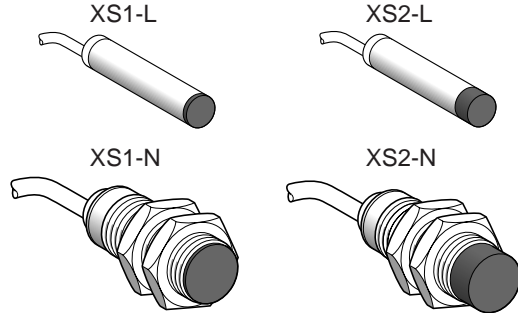




XS1-L / XS2-L / XS1-N / XS2-N



Inductive proximity sensors
 Détecteurs de proximité inductifs
 Induktive Näherungsschalter
 Detectores de proximidad inductivos
 Interruttori di prossimità induttivi
 Detectores de proximidade indutivos



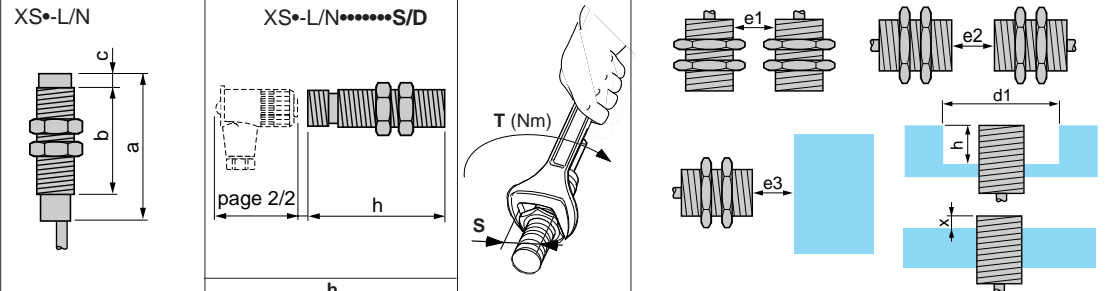
UL and CSA Approvals :
 Applicable on proximity switches bearing the UL and CSA Listing marks only.
 Enclosure : Type 12,4X indoor use only
Overcurrent protection *

Conductor size	Maximum
AWG mm ²	Ampere rating
20 0.5	5
22 0.34	3
24 0.22	2
26 0.11	1
28 0.08	0.8

* Required on product references with termination number 230 - 8 mm plastic units shall be installed with mounting clamp type XSZ-B. For connector version, a suitable UL and CSA Approved connector must be used

Mechanical installation
 Mise en œuvre mécanique
 Mechanische Installation
 Instalación mecánica
 Messa in opera meccanica
 Instalação mecânica

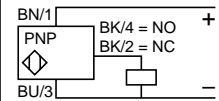
* Increased range model
 Portée augmentée
 Erhöhter Schaltabstand
 Alcance aumentado
 Portata maggiorata
 Alcance aumentado



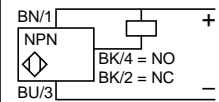
(mm)	Sn	a	b	c	S	D	S	T (Nm)	e1 ≥	e2 ≥	e3 ≥	d1 ≥	h ≥	x ≥
Ø4	1	29	-	-	41	-	-	-	2	12	3	4	0	0
M5x0,5	1	29	24	-	41	-	8	1,6	2	12	3	5	0	0
Ø6,5	1,5*/2,5	33	-	-	42	45	-	-	3*/5	18*/30	4,5*/7,5	6,5*/10	0*/1,6	0*/1,3
M8x1	1,5*/2,5	33	26	-	42	45	13	5	3*/5	18*/30	4,5*/7,5	8*/10	0*/1,6	0*/1,6
M12x1	2*/4	33	26	-	-	48	17	6	4*/8	24*/48	6*/12	12*/14	0*/2,4	0/2,4
M18x1	5*/10	33,5	26	-	-	48	24	15	10*/20	60*/96	15*/30	18*/28	0/3,6	0/3,6
M30x1,5	10*/20	40,5	32	-	-	50	36	40	20*/40	120*/240	30*/60	30*/50	0*/6	0*/6
Ø6,5	2,5	33	-	3	42	45	-	-	10	30	7,5	19,5	5	0
M8x1	2,5	33	22	4	42	45	13	5	10	30	7,5	24	5	0
M12x1	4	33	21	5	-	48	17	5	16	48	12	36	8	0
M18x1	8	33,5	18	8	-	48	24	15	16	96	24	54	16	0
M30x1,5	15	40,5	19	13	-	50	36	40	60	180	45	90	30	0

Electrical installation
 Mise en œuvre électrique
 Elektrische Installation
 Instalación eléctrica
 Messa in opera elettrica
 Instalação elétrica

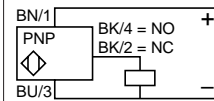
XS1-L04P*31*/N05P*31*/311S



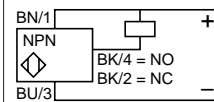
XS1-L04N*31*/N05N*31*/311S



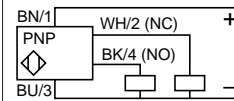
XS*-NP*34*/34*D**



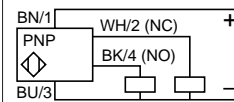
XS*-NN*34***



XS*-NP*410/410D**



XS*-NN*410/410D**



Voltage limits (1)

5...30 V

Switching capacity (2)

0...100 mA

Volt drop (3)

≤ 2 V

Current consumption (4)

≤ 10 mA

10...38 V

0...200 mA

≤ 2 V

≤ 10 mA


10...38 V

0...200 mA

≤ 2 V

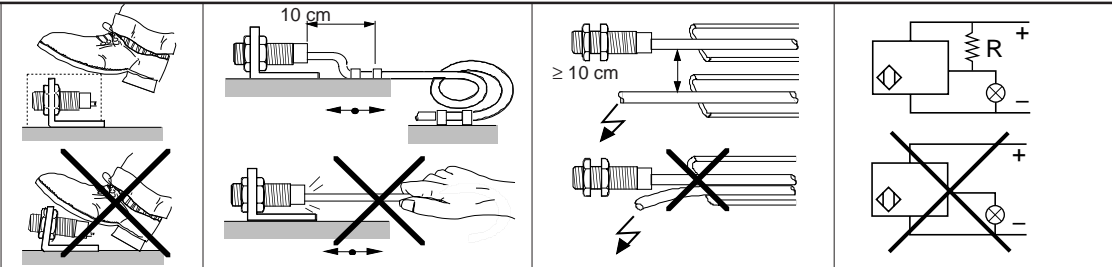
≤ 10 mA

- (1) Limite de tension / Betriebsspannung / Límites de tensión / Limiti di tensione / Limites de tensão
 (2) Courant commuté / Schaltstrom / Intensidad conmutada / Corrente commutata / Corrente comutada
 (3) Tension de déchet / Spannungsfall (Ausgang durchgesteuert) / Tensión residual / Caduta di tensione / Tensão de defeito
 (4) Courant consommé / Leerlaufstrom / Intensidad consumida / Corrente consumata / Corrente consumida

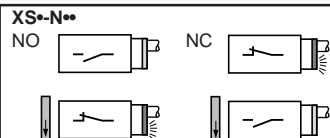


BN	Brown	Brun	Braun	Marrón	Marron	Castanho
BU	Blue	Bleu	Blau	Azul	Blu	Azul
BK	Black	Noir	Schwarz	Negro	Nero	Preto
WH	White	Blanc	Weiß	Blanco	Bianco	Branco

Installation precautions
 Précautions de mise en œuvre
 Vorsicht bei der Inbetriebnahme
 Precaución de instalación
 Consigli di messa in opera
 Precaução de instalação




Indication
 Signalisation
 Funktionsanzeige
 Señalización
 Segnalazione
 Sinalização



XZ-CP / XZ-CC

Machine cabling accessories
 Constituants de câblage machine
 Zubehör für Maschinen-
 Anschlußtechnik
 Contituyentes de conexionado
 Accessori di cablaggio
 Constituintes de cablagem

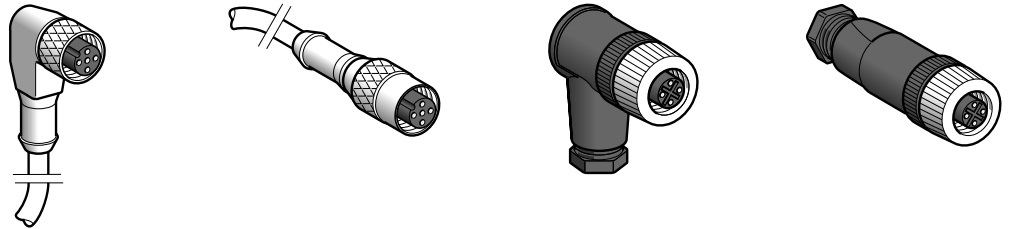
XS-N.....S



Dimensions Encombremets Abmessungen Dimensiones Dimensioni d'ingombro Altravancamentos				
	PvR L = 2 m. XZ-CP0166L2 XZ-CP0166L5	XZ-CP0266L2 XZ-CP0266L5	XZ-CP0566L2 XZ-CP0566L5	XZ-CP0666L2 XZ-CP0666L5

Connection schemes Schémas de raccordement Anschlußpläne Esquemas de conexión Schemi di collegamento Esquemas de ligação		
---	--	--

XS-N.....D/LD



Dimensions Encombremets Abmessungen Dimensiones Dimensioni d'ingombro Altravancamentos				
	PvR L = 2 m. XZ-CP1241L2 XZ-CP1241L5	XZ-CP1141L2 XZ-CP1141L5	- -	XZ-CC12FCM40B XZ-CC12FDM40B

Connection schemes Schémas de raccordement Anschlußpläne Esquemas de conexión Schemi di collegamento Esquemas de ligação		
---	--	--

	BN Brown BU Blue BK Black WH White	Brun Bleu Noir Blanc	Braun Blau Schwarz Weiß	Marrón Azul Negro Blanco	Marron Blu Nero Bianco	Castanho Azul Preto Branco
--	---	-------------------------------	----------------------------------	-----------------------------------	---------------------------------	-------------------------------------

Saddle clamps Brides de fixation Klemmbefestigungsblock Brides de fijación Bride di fissaggio Braçadeiras de fixaçào		Ø 4 XSZ-B104	Ø 5 XSZ-B105	Ø 6.5 XSZ-B165	Ø 8 XSZ-B108	Ø 12 XSZ-B112	Ø 18 XSZ-B118	Ø 30 XSZ-B130
---	--	-----------------	-----------------	-------------------	-----------------	------------------	------------------	------------------